

**I Can Make
Good Choices!**



DAN  St.ROMAIN

EDUCATIONAL CONSULTING

www.danstromain.com

dan@danstromain.com

210.363.1324



Twitter: @danstromain

Facebook:  Dan St. Romain, Educational Consulting

Social Development

The ability of a child to get along with others and function in a variety of social settings

Paying Attention

(To the tune of 10 Little Indians)

I pay attention with my eyes.

I pay attention with my ears.

I pay attention staying quiet.

I'm ready; how about you?

Stick Students

MATERIALS:

Popsicle Sticks – 1 per Student

Pictures of Students
Magnet Tape

ASSEMBLY:

Students color clothes on the stick. Glue their laminated face on the stick

PLAY:

All the student “stick faces” can be placed on the dry erase board and used as a dramatic play puppet center. Students should go there when needing to work out differences.

Literature Connections:

Caramba!

The Recess Queen

Somebody Loves You, Mr. Hatch

Ruby Sings the Blues

A Very Special Critter

The Man with Bad Manners

Blabber Mouse

The Very Ugly Bug

Clifford's Good Deeds

Skills

Following Directions

Making a Request

Getting Attention

Paying Attention

Greeting Others

Being a Good Friend

Being Kind and Helpful

Respecting Personal Space

Interacting Positively with Peers

I am a Good Friend Match

MATERIALS:

Index Cards

Pictures of Students Playing Together

ASSEMBLY:


Glue the pictures on the index cards.

Cut the index cards in half with crazy scissors.

PLAY:

Mix up all the pieces. Students can work together to match the pictures together.

Extension could be to have the students talk about all the ways the pictures demonstrate what good friends do for each other and how they should play together.



Emotional Development


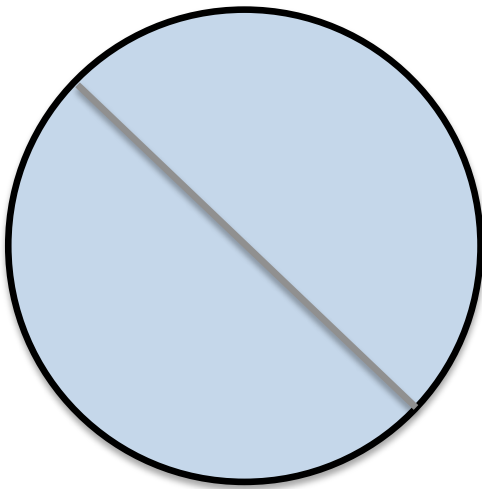
The ability of a child to regulate (inhibit/exhibit) and express feelings appropriately

Handling Disappointment

(To the tune of BINGO)


Sometimes I don't get my way
and that can make me mad.

I don't throw a fit.
I can handle it.
I don't pout or quit.
I know things will get better.



Literature Connections:

How Are You Peeling?
Babushka's Doll
Andrew's Angry Words
Mean Soup
Big Moon Tortilla
Alexander and the Terrible...
There's a Volcano in my Tummy
Ella Sarah Gets Dressed



Feeling Faces

(Concentration)

MATERIALS:

Index Cards
Pictures of Students (2 Sets)

ASSEMBLY:

Label the index cards with the emotions (happy, sad, mad, tired, excited, surprised, silly).
Glue pictures on to match.

PLAY:

Lay cards out faced down.
Students try to turn them over
and create matches.

Skills



Accepting "No"
Using Words to Express
Accepting Criticism
Handling Disappointment
Disagreeing Appropriately
Anger Management
Stress Management

Ethical Development

The ability of a child to know the difference between right and wrong and make good choices accordingly

Literature Connections:

Pookins Gets Her Way
Hey, Little Ant
Angela's Airplane
Mrs. Nelson is Missing!
No More Jumping on the Bed!
Berenstain Bears and the Truth
The Quiltmaker's Gift
Mrs. Tizzy




Integrity

(To the Sound Off chant)

We don't know but we have heard
We all need to spread the word
We know that our class is great.
When we try we are first rate!

Time to do the right thing right now
Time to show integrity!



Skills

Having Good Manners
Showing Compassion
Taking Responsibility
Showing Generosity
Showing Integrity
Being Respectful
Being Honest

Manners Match

Cut out the 16 manner words and glue 8 on each of sentence strips. Cut out the other page of manner words on card stock paper and laminate.

PLAY:

Students shuffle the pile of individual manner word cards. The cards are drawn one at a time. The player with the matching word(s) places the card on top of the match. Take turns until all the matches are made. Extension: Read the words...and practice using them.

Manners Match

Please

Thank
You.

You're
Welcome.

I'm
Sorry.

You go
first.

Yes
Ma'am.

Yes
Sir.

Hello.

Have
a
good
day.

Excuse
Me.

Nice to
meet
you.

Do you
need
help?

No,
thank
you.

No
Sir.

No
Ma'am.

We
can
share.