

Regional Meeting in Three Parts:

ISACS Update Data Discussion

Claudia Daggett, ISACS President
Minnesota Association of Independent Schools
Heads Meeting
Friends School of Minnesota
February 21, 2018

ISACS Update

Accreditation

**Professional
Development**

**Equity
&
Justice**

Communication

Governance

5 Major Association Governance Changes

- For issues requiring a member vote (e.g. election of board members and officers, changes in bylaws), there will be one vote per member school to be cast by the head after consultation with the teacher representative.

This is a change from the long-standing two-vote system that designated one vote for the head and one for the teacher representative. With the school as the member, this change moves the school's voice in an ISACS vote to a unified opinion.

- Processes will be put in place for consistent board involvement in establishing committee charges, goals, evaluation, and composition.

We expect this to mean more coordination and collaboration, better alignment with association strategic direction, and less autonomy for committees.

- Board leadership positions and committee participation will be open to individuals in roles other than head of school in all cases.

This will allow the board greater flexibility to recruit individuals who have the attributes needed at any given time, rather than being limited by school role.

- Chairs of standing committees will serve on the Executive Committee.

Currently, the Executive Committee includes the officers, the chair of the Accreditation Review Committee, a teacher member of the board, and the ISACS President. This change will put chairs of the Professional Services, Administrative Services, and Equity & Justice Committees on the Executive Committee, increasing the breadth of perspectives and, again, facilitating better coordination, collaboration, and alignment.

- Title of President will change to Executive Director.

This is the more common vernacular among those in my role in other associations, and it eliminates any confusion with the position of board chair.

Data

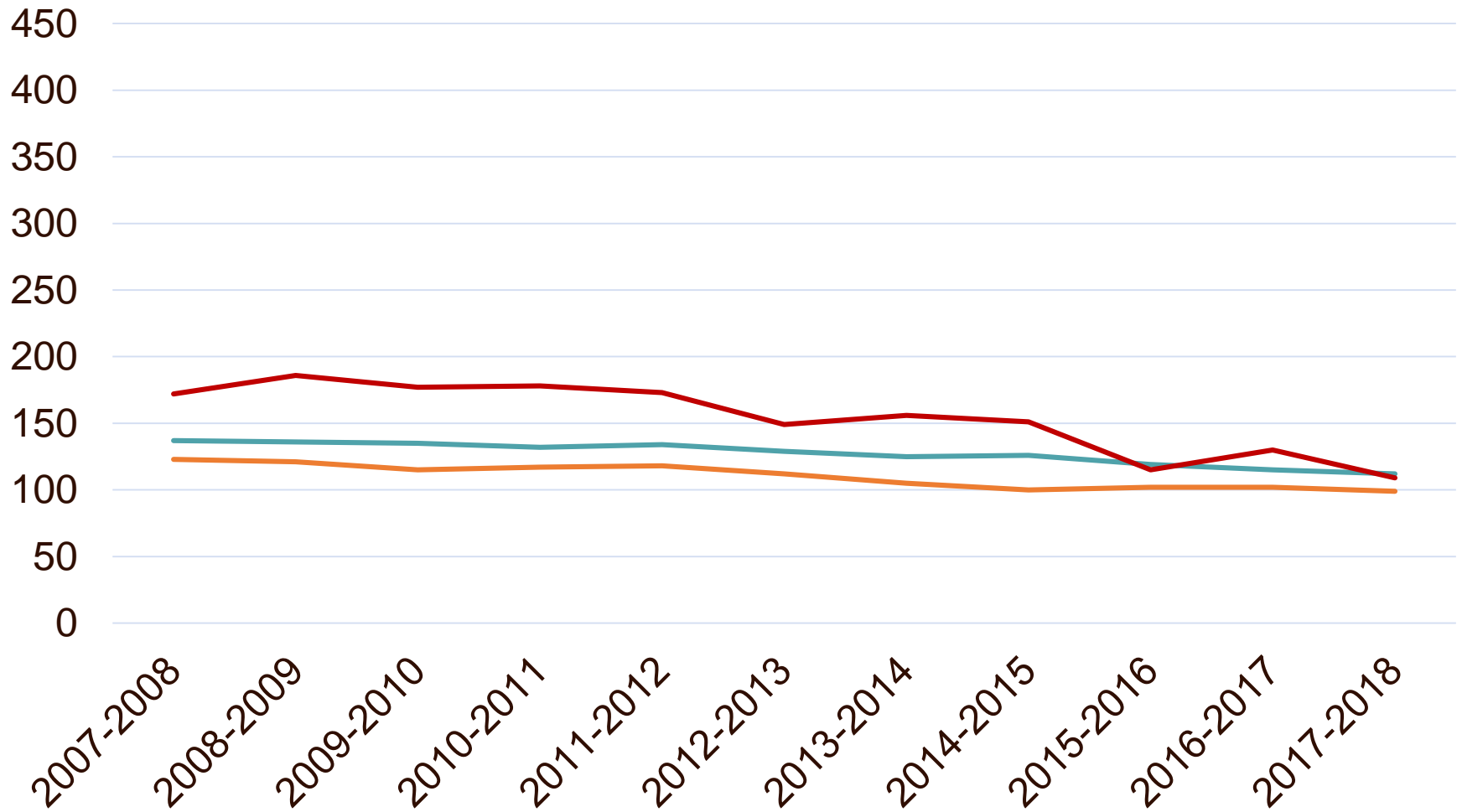
Is primary grade enrollment management...

... more problematic than other grades?

... becoming more difficult?

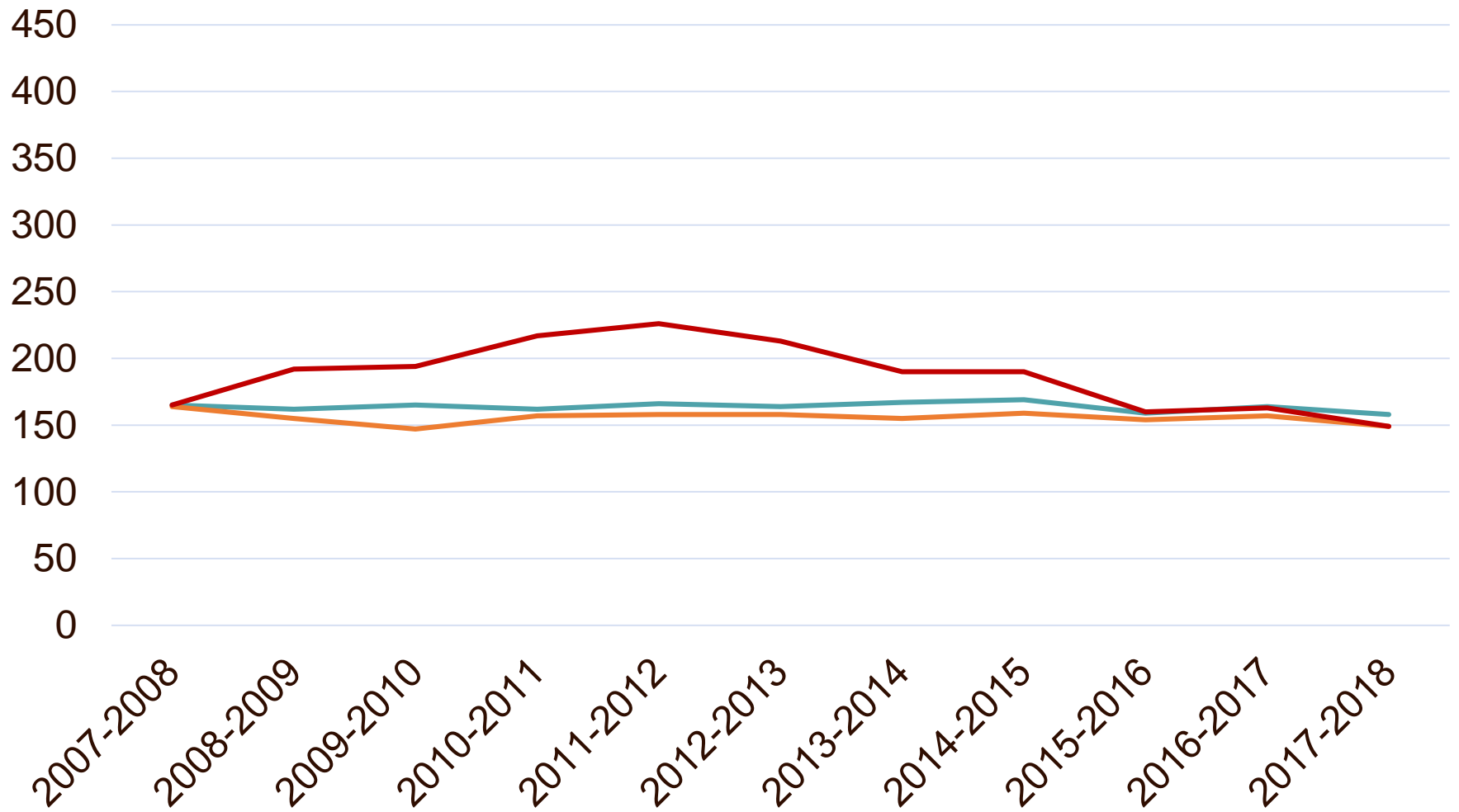
Median Enrollment, Grades K-3 Combined

NAIS, ISACS, MAIS



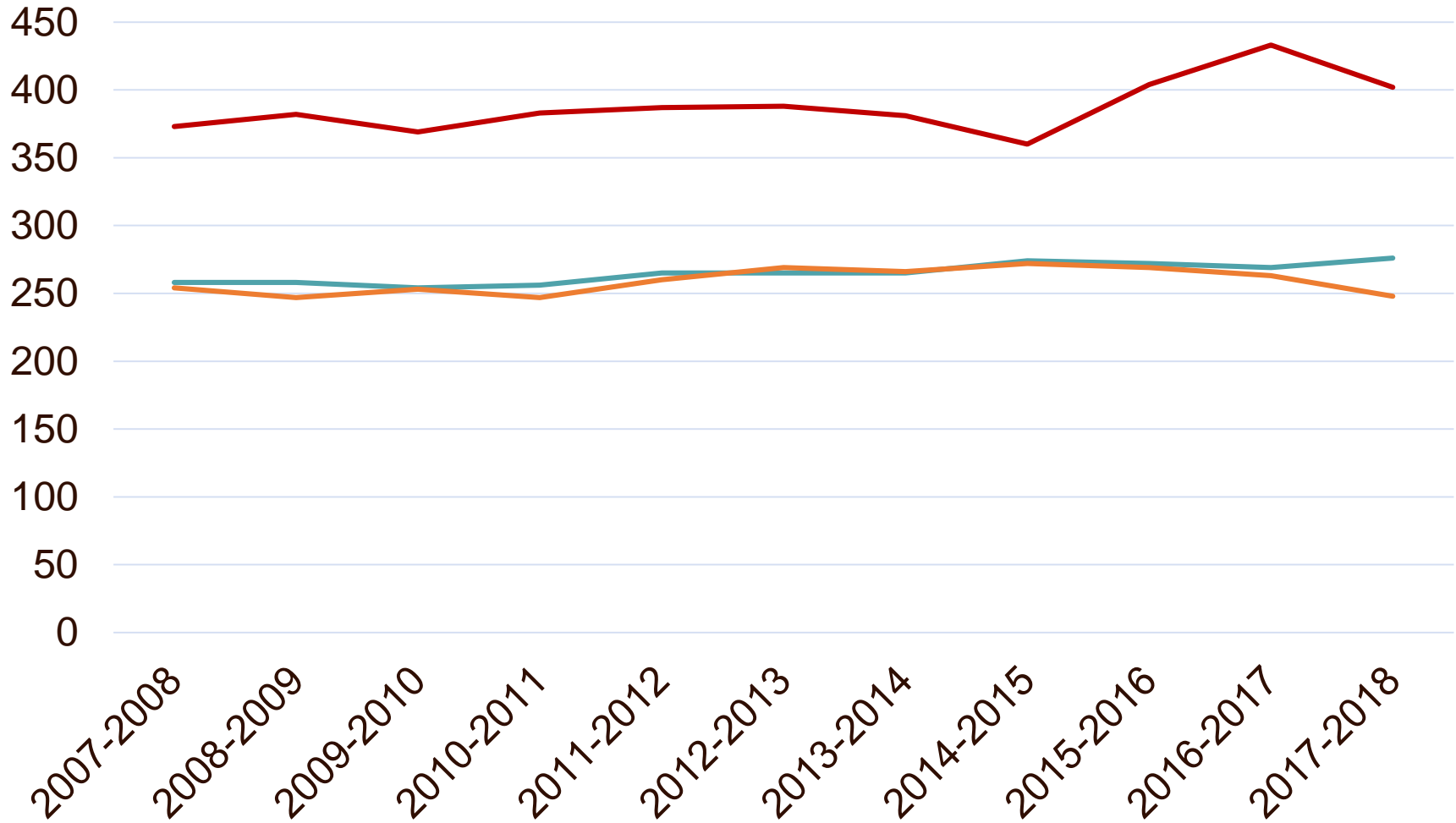
Median Enrollment, Grades 4-8 Combined

NAIS, ISACS, MAIS



Median Enrollment, Grades 9-12 Combined

NAIS, ISACS, MAIS



Discussion

What's on your minds?

Resources

Baker, C. (Ed.) [*NAIS enrollment management handbook: A comprehensive guide for independent schools*](#). NAIS, 2012.

[ISACS Strategic Plan, October 2016](#)

[NAIS Data Analysis for School Leadership \(DASL\)](#)

[What every head needs to know about enrollment management.](#)
Enrollment Management Association, 2017.

Contact

Claudia M. Daggett

President

claudia@isacs.org

[@claudiadaggett](#)

www.instagram.com/claudia_isacs

www.isacs.org

[@isacsnews](#)

(312)750-1190

	K-3	2007-2008	2008-2009	2009-2010	2010-2011	2011-2012	2012-2013	2013-2014	2014-2015	2015-2016	2016-2017	2017-2018
NAIS	Maximum	688	649	648	654	657	647	647	647	654	648	627
	Median	137	136	135	132	134	129	125	126	119	115	112
	Minimum	4	1	1	1	2	2	5	2	1	1	1
ISACS	Maximum	466	465	466	474	478	465	495	545	555	569	564
	Median	123	121	115	117	118	112	105	100	102	102	99
	Minimum	13	14	11	13	15	7	11	14	4	10	2
MAIS	Maximum	322	313	317	317	317	292	293	286	291	300	293
	Median	172	186	177	178	173	149	156	151	115	130	109
	Minimum	67	64	65	70	71	68	71	65	32	37	42

	4-8	2007-2008	2008-2009	2009-2010	2010-2011	2011-2012	2012-2013	2013-2014	2014-2015	2015-2016	2016-2017	2017-2018
NAIS	Maximum	1,875	1,889	1,898	1,911	1,909	1,908	1,914	1,906	1,913	1,912	1,426
	Median	165	162	165	162	166	164	167	169	159	164	158
	Minimum	3	3	2	3	1	4	2	3	2	2	2
ISACS	Maximum	591	592	596	597	603	595	613	610	629	684	730
	Median	165	192	194	217	226	213	190	190	160	163	149
	Minimum	4	2	13	10	13	13	15	15	13	11	8
MAIS	Maximum	505	500	489	490	490	490	501	491	512	501	487
	Median	165	179	178	206	226	213	189	190	162	163	154
	Minimum	57	53	46	98	97	38	41	42	13	28	36

	9-12	2007-2008	2008-2009	2009-2010	2010-2011	2011-2012	2012-2013	2013-2014	2014-2015	2015-2016	2016-2017	2017-2018
NAIS	Maximum	2,850	2,822	2,824	2,839	2,832	2,853	2,855	2,866	2,857	2,869	1,717
	Median	258	258	254	256	265	265	265	274	272	269	276
	Minimum	5	1	1	2	4	1	1	1	1	1	2
ISACS	Maximum	1,263	1,302	824	814	801	807	798	837	801	819	790
	Median	254	247	253	247	260	269	266	272	269	263	248
	Minimum	8	1	3	2	5	6	1	1	1	3	2
MAIS	Maximum	552	540	560	555	547	565	522	534	533	528	530
	Median	373	382	369	383	387	388	381	360	404	433	402
	Minimum	242	254	225	225	216	188	220	200	217	287	278

Enrollment for Grade Span