

Regional Meeting in Three Parts:

ISACS Update Data Discussion

Claudia Daggett, ISACS President
Kentucky Association of Independent Schools
Heads Meeting
Kentucky Country Day School
March 16, 2018

ISACS Update

Accreditation

**Professional
Development**

**Equity
&
Justice**

Communication

Governance

3 Major Association Governance Changes

Adjust the Member Vote

For issues requiring a member vote (e.g. election of board members and officers, changes in bylaws), there will be one vote per member school to be cast by the head after consultation with the teacher representative.

This is a change from the long-standing two-vote system that designated one vote for the head and one for the teacher representative. With the school as the member, this change moves the school's voice in an ISACS vote to a unified opinion.

Reconfigure Committees

Processes will be put in place for consistent board involvement in establishing committee charges, goals, evaluation, and composition.

Chairs of standing committees will serve on the Executive Committee.

We expect this to mean more coordination and collaboration, better alignment with association strategic direction, and less autonomy for committees.

Open Access to Leadership

Board leadership positions and committee participation will be open to individuals in roles other than head of school in all cases.

This will allow the board greater flexibility to recruit individuals who have the attributes needed at any given time, rather than being limited by school role.

Data

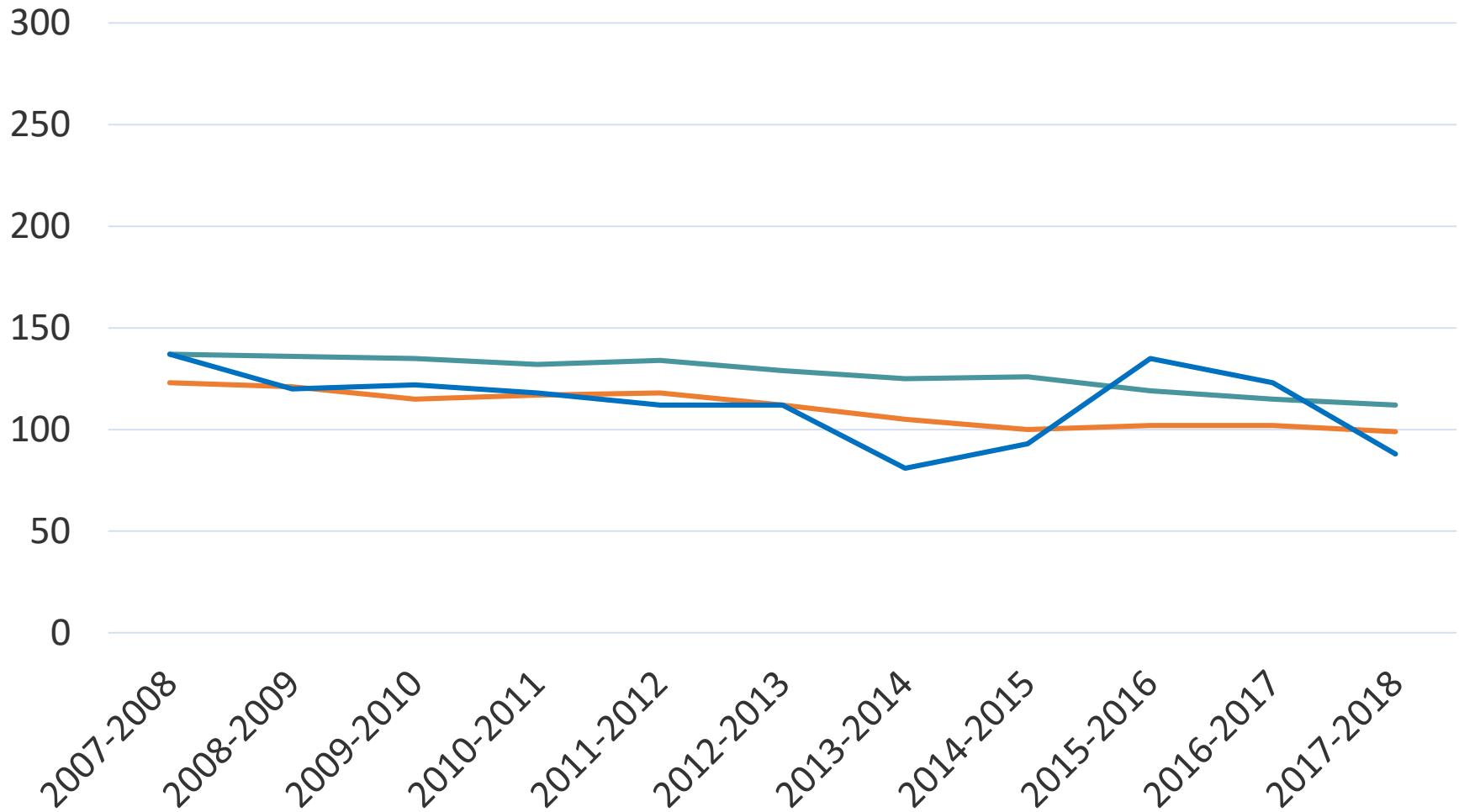
Is primary grade enrollment management...

... more problematic than other grades?

... becoming more difficult?

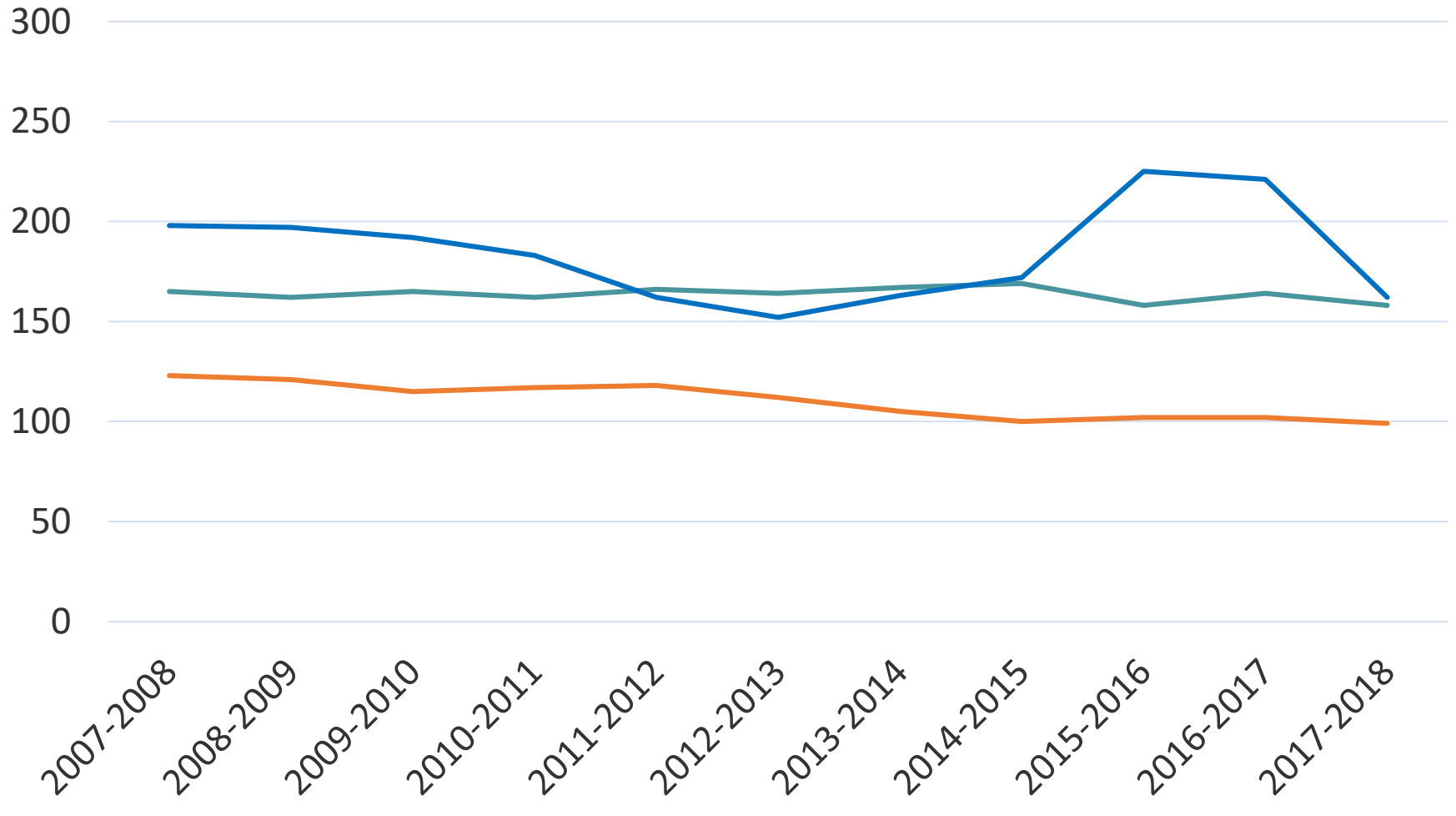
Median Enrollment, Grades K-3 Combined

NAIS, ISACS, KAIS



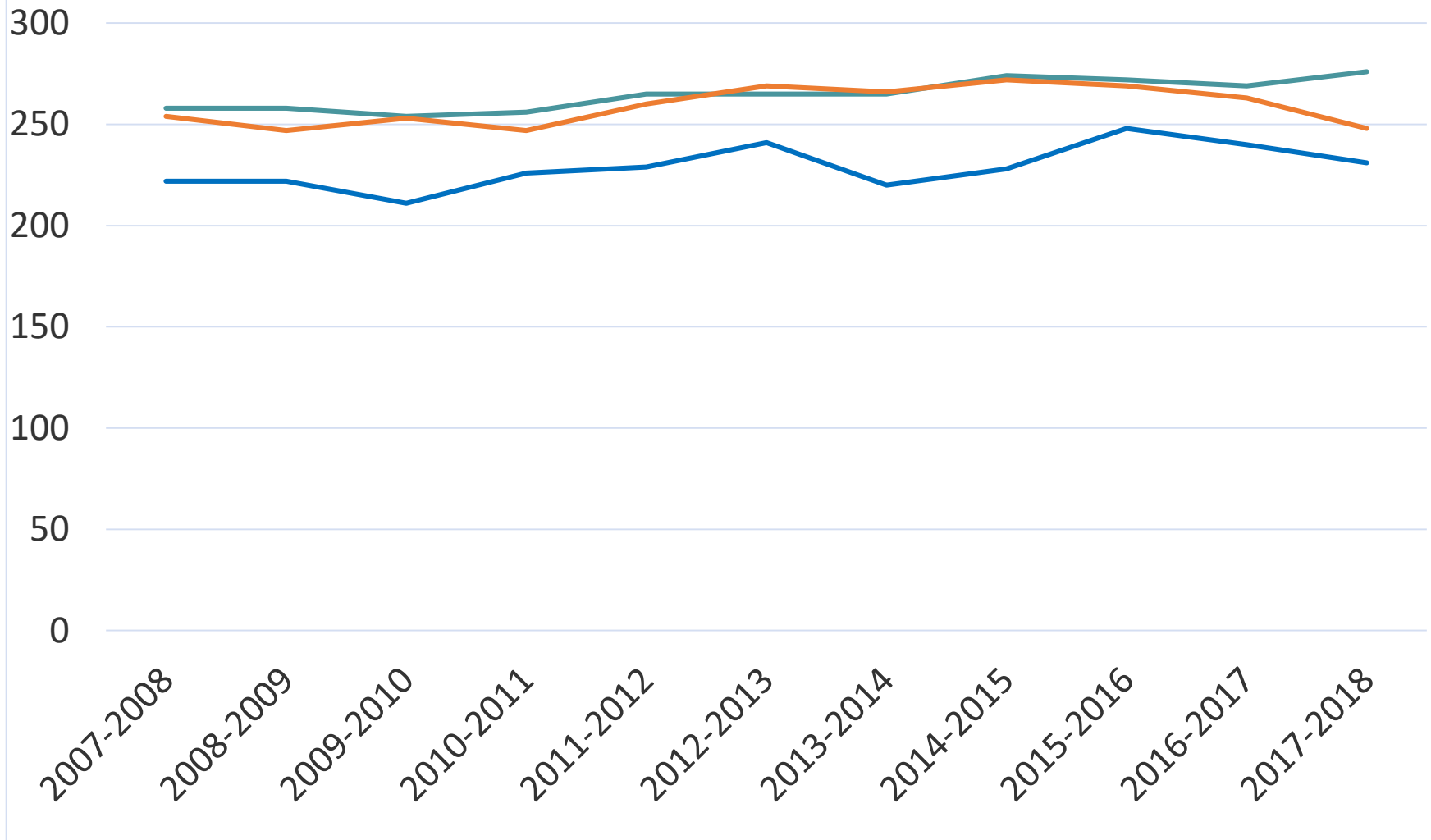
Median Enrollment, Grades 4-8 Combined

NAIS, ISACS, KAIS



Median Enrollment, Grades 9-12 Combined

NAIS, ISACS, KAIS



Discussion

What's on your minds?

Resources

Baker, C. (Ed.) [*NAIS enrollment management handbook: A comprehensive guide for independent schools*](#). NAIS, 2012.

[What every head needs to know about enrollment management](#). Enrollment Management Association, 2017.

[NAIS Data and Analysis for School Leadership \(DASL\)](#)

[ISACS Strategic Plan, October 2016](#)

Contact

Claudia M. Daggett

President

claudia@isacs.org

[@claudiadaggett](#)

www.instagram.com/claudia_isacs

www.isacs.org

[@isacsnews](#)

(312)750-1190

	K-3	2007-2008	2008-2009	2009-2010	2010-2011	2011-2012	2012-2013	2013-2014	2014-2015	2015-2016	2016-2017	2017-2018
NAIS	Maximum	688	649	648	654	657	647	647	647	654	648	627
	Median	137	136	135	132	134	129	125	126	119	115	112
	Minimum	4	1	1	1	2	2	5	2	1	1	1
ISACS	Maximum	466	465	466	474	478	465	495	545	555	569	564
	Median	123	121	115	117	118	112	105	100	102	102	99
	Minimum	13	14	11	13	15	7	11	14	4	10	2
KAIS	Maximum	257	265	267	237	249	249	249	234	214	206	212
	Median	137	120	122	118	112	112	81	93	135	123	88
	Minimum	39	37	34	34	42	33	29	32	25	25	33

	4-8	2007-2008	2008-2009	2009-2010	2010-2011	2011-2012	2012-2013	2013-2014	2014-2015	2015-2016	2016-2017	2017-2018
NAIS	Maximum	1,875	1,889	1,898	1,911	1,909	1,908	1,914	1,906	1,913	1,912	1,426
	Median	165	162	165	162	166	164	167	169	159	164	158
	Minimum	3	3	2	3	1	4	2	3	2	2	2
ISACS	Maximum	591	592	596	597	603	595	613	610	629	684	730
	Median	165	192	194	217	226	213	190	190	160	163	149
	Minimum	4	2	13	10	13	13	15	15	13	11	8
KAIS	Maximum	351	360	350	364	378	374	377	365	363	362	356
	Median	198	197	192	183	162	152	163	172	225	221	162
	Minimum	44	48	48	58	54	64	58	43	156	159	20

	9-12	2007-2008	2008-2009	2009-2010	2010-2011	2011-2012	2012-2013	2013-2014	2014-2015	2015-2016	2016-2017	2017-2018
NAIS	Maximum	2,850	2,822	2,824	2,839	2,832	2,853	2,855	2,866	2,857	2,869	1,717
	Median	258	258	254	256	265	265	265	274	272	269	276
	Minimum	5	1	1	2	4	1	1	1	1	1	2
ISACS	Maximum	1,263	1,302	824	814	801	807	798	837	801	819	790
	Median	254	247	253	247	260	269	266	272	269	263	248
	Minimum	8	1	3	2	5	6	1	1	1	3	2
KAIS	Maximum	259	287	276	300	274	284	293	300	304	329	281
	Median	222	222	211	226	229	241	220	228	248	240	231
	Minimum	51	33	40	225	198	128	49	80	143	149	77

Enrollment for Grade Span