

# Regional Meeting in Three Parts:

## ISACS Update Data Discussion

Claudia Daggett, ISACS President  
Indiana Association of Independent Schools  
Heads Meeting  
Sycamore School  
February 26, 2018

# ISACS Update

**Accreditation**

**Professional  
Development**

**Equity  
&  
Justice**

**Communication**

**Governance**

# 3 Major Association Governance Changes

## **Adjust the Member Vote**

For issues requiring a member vote (e.g. election of board members and officers, changes in bylaws), there will be one vote per member school to be cast by the head after consultation with the teacher representative.

*This is a change from the long-standing two-vote system that designated one vote for the head and one for the teacher representative. With the school as the member, this change moves the school's voice in an ISACS vote to a unified opinion.*

## **Reconfigure Committees**

Processes will be put in place for consistent board involvement in establishing committee charges, goals, evaluation, and composition.

Chairs of standing committees will serve on the Executive Committee.

*We expect this to mean more coordination and collaboration, better alignment with association strategic direction, and less autonomy for committees.*

## **Open Access to Leadership**

Board leadership positions and committee participation will be open to individuals in roles other than head of school in all cases.

*This will allow the board greater flexibility to recruit individuals who have the attributes needed at any given time, rather than being limited by school role.*

# Data

*Is primary grade enrollment management...*

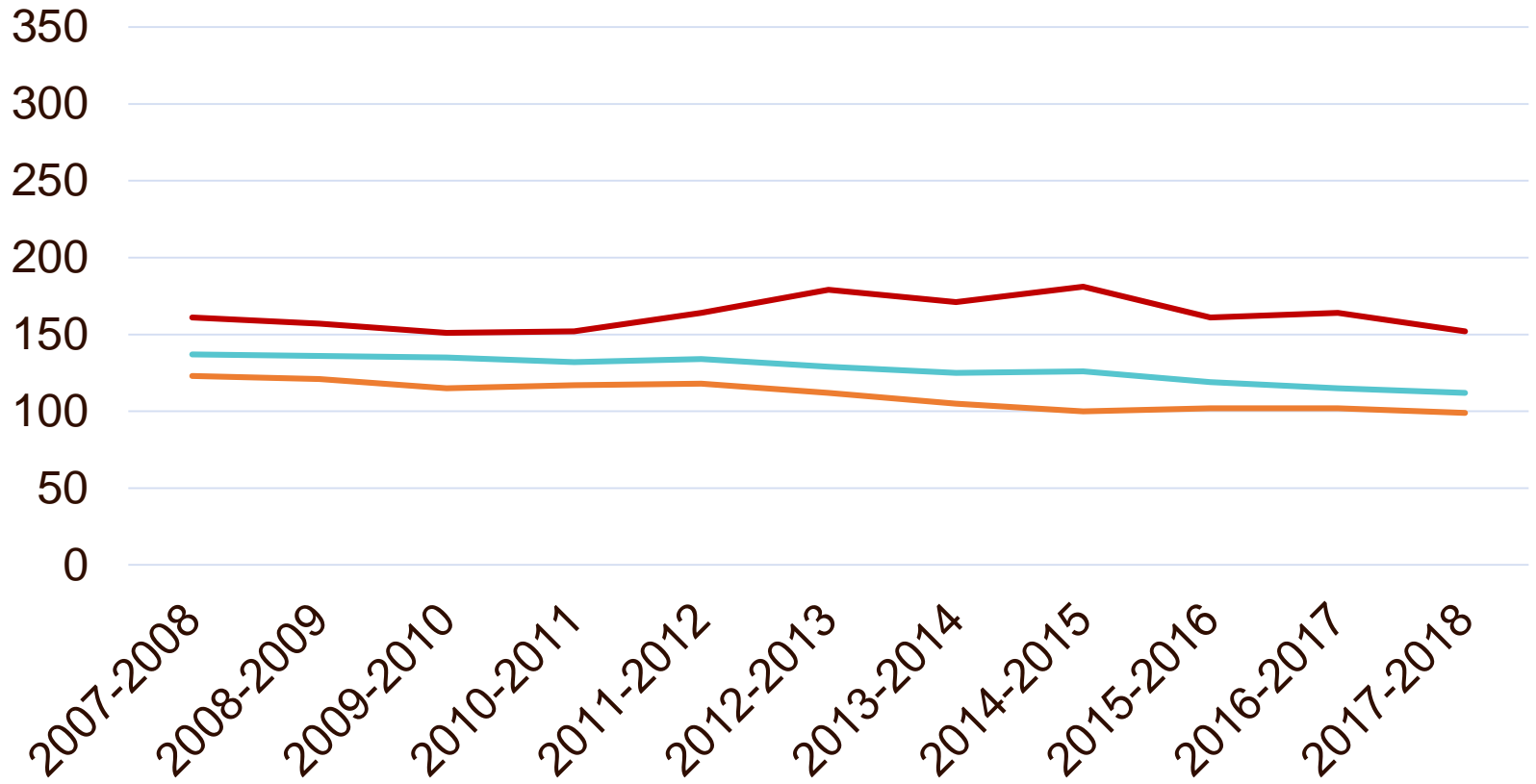
*... more problematic than other grades?*

*... becoming more difficult?*



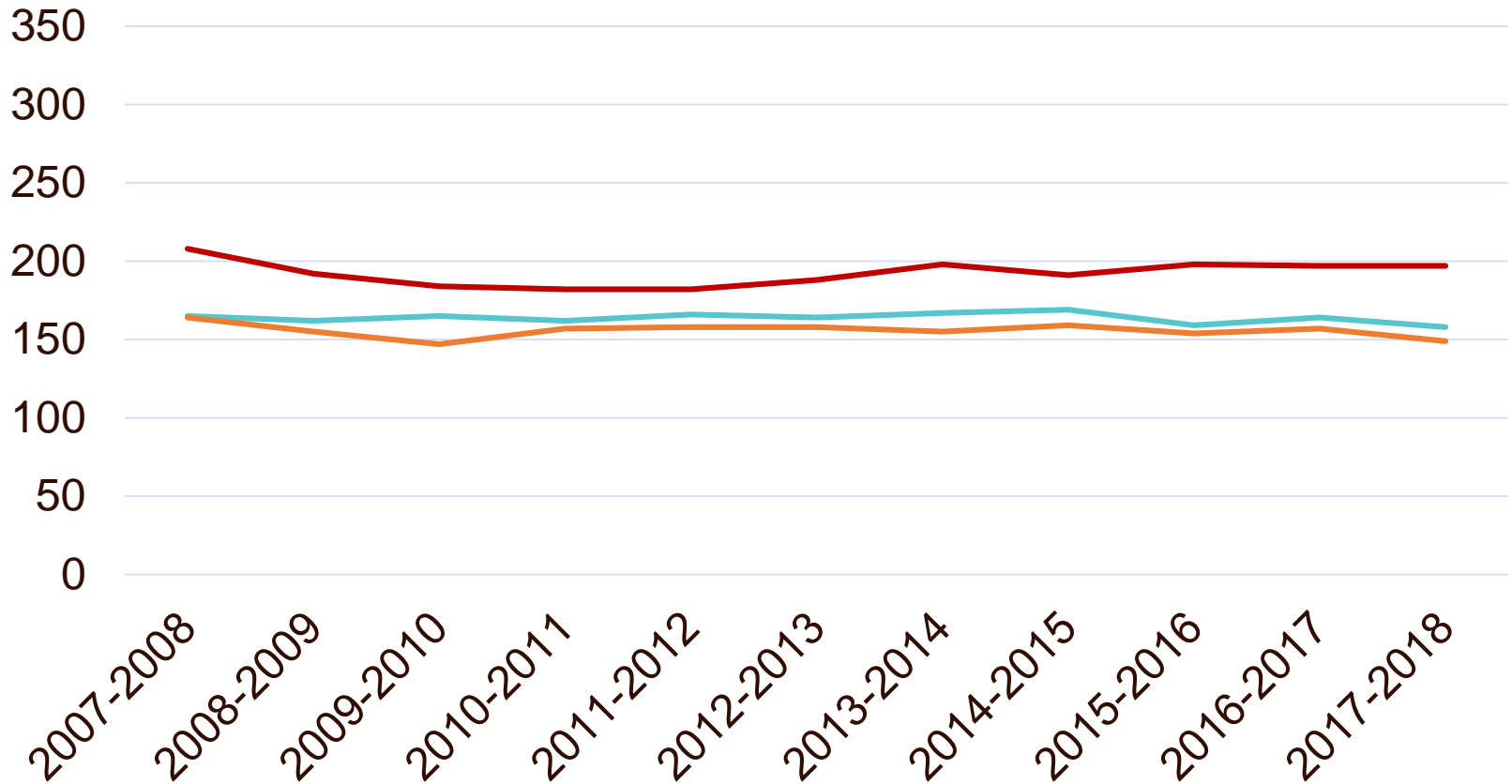
# Median Enrollment, Grades K-3 Combined

NAIS, ISACS, IAIS



# Median Enrollment, Grades 4-8 Combined

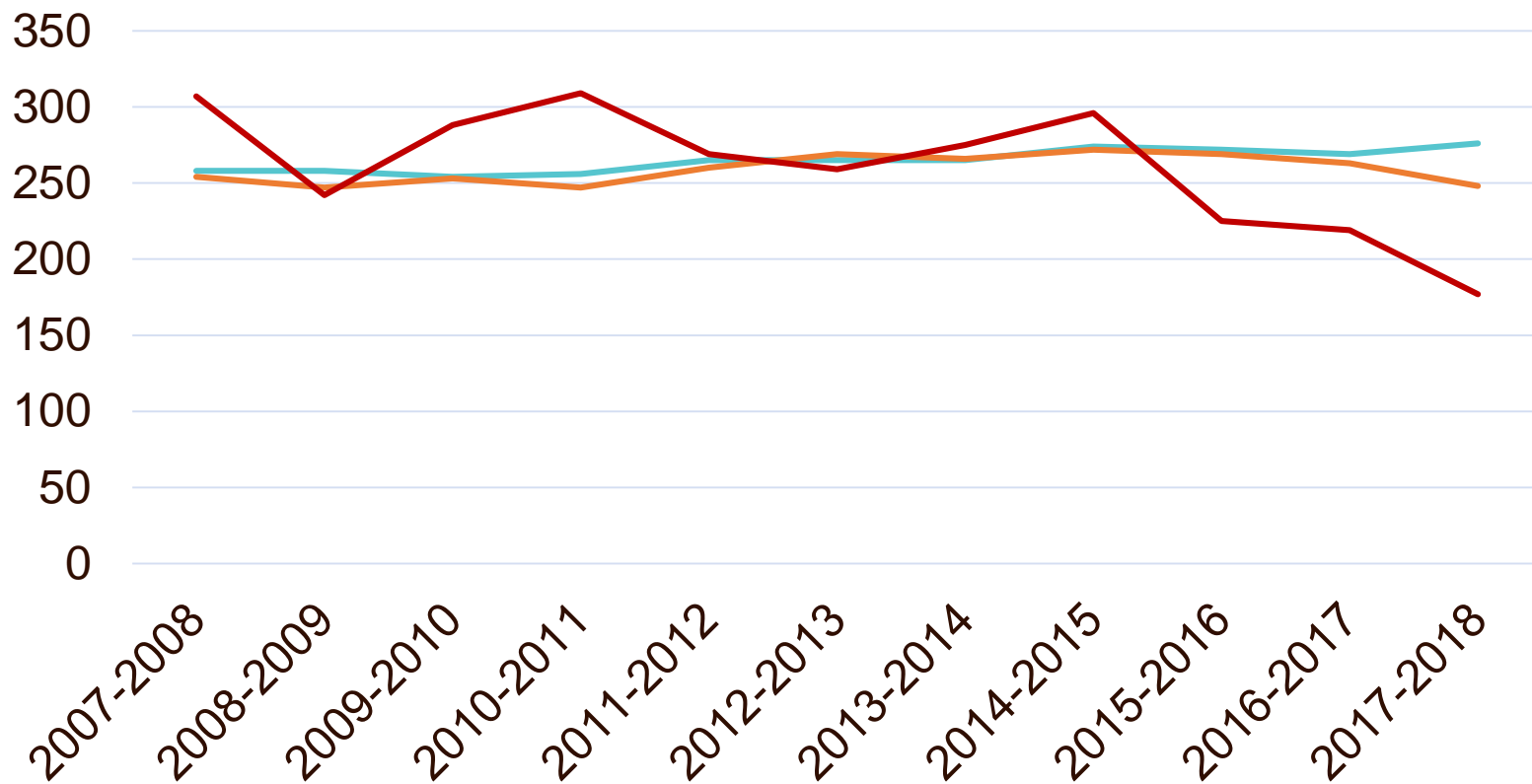
NAIS, ISACS, IAIS





# Median Enrollment, Grades 9-12 Combined

NAIS, ISACS, IAIS



# Discussion

*What's on your minds?*

# Resources

Baker, C. (Ed.) [\*NAIS enrollment management handbook: A comprehensive guide for independent schools\*](#). NAIS, 2012.

[What every head needs to know about enrollment management](#).  
Enrollment Management Association, 2017.

[NAIS Data and Analysis for School Leadership \(DASL\)](#)

[ISACS Strategic Plan, October 2016](#)

# Contact

Claudia M. Daggett

President

[claudia@isacs.org](mailto:claudia@isacs.org)

[@claudiadaggett](#)

[www.instagram.com/claudia\\_isacs](https://www.instagram.com/claudia_isacs)

[www.isacs.org](http://www.isacs.org)

[@isacsnews](#)

(312)750-1190

	<b>K-3</b>	<b>2007-2008</b>	<b>2008-2009</b>	<b>2009-2010</b>	<b>2010-2011</b>	<b>2011-2012</b>	<b>2012-2013</b>	<b>2013-2014</b>	<b>2014-2015</b>	<b>2015-2016</b>	<b>2016-2017</b>	<b>2017-2018</b>
NAIS	Maximum	688	649	648	654	657	647	647	647	654	648	627
	Median	137	136	135	132	134	129	125	126	119	115	112
	Minimum	4	1	1	1	2	2	5	2	1	1	1
ISACS	Maximum	466	465	466	474	478	465	495	545	555	569	564
	Median	123	121	115	117	118	112	105	100	102	102	99
	Minimum	13	14	11	13	15	7	11	14	4	10	2
IAIS	Maximum	239	243	251	242	241	246	223	248	241	214	216
	Median	161	157	151	152	164	179	171	181	161	164	152
	Minimum	68	75	69	71	69	77	87	72	72	72	2

	<b>4-8</b>	<b>2007-2008</b>	<b>2008-2009</b>	<b>2009-2010</b>	<b>2010-2011</b>	<b>2011-2012</b>	<b>2012-2013</b>	<b>2013-2014</b>	<b>2014-2015</b>	<b>2015-2016</b>	<b>2016-2017</b>	<b>2017-2018</b>
NAIS	Maximum	1,875	1,889	1,898	1,911	1,909	1,908	1,914	1,906	1,913	1,912	1,426
	Median	165	162	165	162	166	164	167	169	159	164	158
	Minimum	3	3	2	3	1	4	2	3	2	2	2
ISACS	Maximum	591	592	596	597	603	595	613	610	629	684	730
	Median	165	192	194	217	226	213	190	190	160	163	149
	Minimum	4	2	13	10	13	13	15	15	13	11	8
IAIS	Maximum	312	306	312	323	330	328	335	320	321	309	298
	Median	208	192	184	182	182	188	198	191	198	197	197
	Minimum	59	64	71	99	94	103	105	82	76	71	32

	<b>9-12</b>	<b>2007-2008</b>	<b>2008-2009</b>	<b>2009-2010</b>	<b>2010-2011</b>	<b>2011-2012</b>	<b>2012-2013</b>	<b>2013-2014</b>	<b>2014-2015</b>	<b>2015-2016</b>	<b>2016-2017</b>	<b>2017-2018</b>
NAIS	Maximum	2,850	2,822	2,824	2,839	2,832	2,853	2,855	2,866	2,857	2,869	1,717
	Median	258	258	254	256	265	265	265	274	272	269	276
	Minimum	5	1	1	2	4	1	1	1	1	1	2
ISACS	Maximum	1,263	1,302	824	814	801	807	798	837	801	819	790
	Median	254	247	253	247	260	269	266	272	269	263	248
	Minimum	8	1	3	2	5	6	1	1	1	3	2
IAIS	Maximum	1,263	1,302	824	814	791	795	798	837	437	386	379
	Median	307	242	288	309	269	259	275	296	225	219	177
	Minimum	68	80	76	75	66	108	85	79	79	79	61

### Enrollment for Grade Span