

|                        |  |
|------------------------|--|
| <b>I. WARM-UP / PA</b> | PA #13- Isolate and state initial phoneme in a CCVC word.<br>(What is the first sound in "spin?") spin, flag, skip, sled, smog, fled |
|------------------------|--|

|                                     |   |
|-------------------------------------|---|
| <b>II. DRILLS - Visual/Auditory</b> | ă, ă, ĩ, ă, ů,<br>/ě/ spelled ea,<br>ā, ā_e, ĩ, ĩ_e, ar |
|-------------------------------------|---|

|  |                            |
|--|----------------------------|
| <b>Journeys Lesson:</b>                                | Unit 5 * Lesson 21 * Day 1 |
| <b>Journeys High Frequency Words:</b>                  |                            |
| few, night, loudly, window, noise, story, shall, world |                            |

|                                      |             |
|--------------------------------------|-------------|
| <b>III. REVIEW AND REINFORCEMENT</b> |             |
| <i>Words to Read</i>                 |             |
| /ě/ ea                               | 1. bread    |
| ar                                   | 2. card     |
|                                      | 3. backyard |
|                                      | 4. park     |
|                                      | 5. spike    |

|                             |  |
|-----------------------------|--|
| <b>S. O. S. – say, says</b> |  |
| <b>NOTES</b>                |  |
|                             |  |
|                             |  |

|                       |         |
|-----------------------|---------|
| <i>Words to Spell</i> |         |
|                       | 1. arm  |
|                       | 2. part |
|                       | 3. star |
|                       | 4. head |
|                       | 5. ride |

|                          |  |
|--------------------------|--|
| <i>Sentences to Read</i> |  |
|                          | 1. Would you like a breadstick for lunch?  |
|                          | 2. The dog in that yard barked and barked. |
|                          | 3. Blake will be in the big show.          |
|                          | 4. Shall we ride then park our bikes?      |

|                          |                                    |
|--------------------------|------------------------------------|
| <i>Sentence to Write</i> |                                    |
|                          | 1. Did you get a part in the play? |

|                                       |   |
|---------------------------------------|---|
| <b>IV. ORAL READING/ COMP/GRAMMAR</b> | Measured Mom: ar<br>Journeys #137: <i>At the Market</i> |
|---------------------------------------|---|

# Review and Reinforcement

Name: \_\_\_\_\_

Date: \_\_\_\_\_

| Words to Read | Words to Spell             | Sentences to Read                          |
|---------------|----------------------------|--|
| 1. bread      | 1. _____<br>-----<br>_____ | 1. Would you like a breadstick for lunch?  |
| 2. card       | 2. _____<br>-----<br>_____ | 2. The dog in that yard barked and barked. |
| 3. backyard   | 3. _____<br>-----<br>_____ | 3. Blake will be in the big show.          |
| 4. park       | 4. _____<br>-----<br>_____ | 4. Shall we ride then park our bikes?      |
| 5. spike      | 4. _____<br>-----<br>_____ |  |

Sentence to Write:

---

---

---


---

---

---

---

---



C O P S

# Auditory Drill

1.

\_\_\_\_\_

-----

\_\_\_\_\_

2.

\_\_\_\_\_

-----

\_\_\_\_\_

3.

\_\_\_\_\_

-----

\_\_\_\_\_

4.

\_\_\_\_\_

-----

\_\_\_\_\_

5.

\_\_\_\_\_

-----

\_\_\_\_\_

6.

\_\_\_\_\_

-----

\_\_\_\_\_

7.

\_\_\_\_\_

-----

\_\_\_\_\_

8.

\_\_\_\_\_

-----

\_\_\_\_\_

9.

\_\_\_\_\_

-----

\_\_\_\_\_

10.

\_\_\_\_\_

-----

\_\_\_\_\_

|                        |  |
|------------------------|--|
| <b>I. WARM-UP / PA</b> |  |
|------------------------|--|

|                                     |  |
|-------------------------------------|--|
| <b>II. DRILLS - Visual/Auditory</b> |  |
|-------------------------------------|--|

|  |                     |
|--|---------------------|
| <b>Journeys Lesson:</b>                      | Unit * Lesson * Day |
| <u><b>Journeys High Frequency Words:</b></u> |                     |

|                                      |    |
|--------------------------------------|----|
| <b>III. REVIEW AND REINFORCEMENT</b> |    |
| <i>Words to Read</i>                 |    |
|                                      | 5. |
|                                      | 6. |
|                                      | 7. |
|                                      | 8. |
|                                      | 5. |

|                   |  |
|-------------------|--|
| <b>S. O. S. –</b> |  |
| <b>NOTES</b>      |  |
|                   |  |
|                   |  |

|                       |    |
|-----------------------|----|
| <i>Words to Spell</i> |    |
|                       | 5. |
|                       | 6. |
|                       | 7. |
|                       | 8. |
|                       | 5. |

|                          |    |
|--------------------------|----|
| <i>Sentences to Read</i> |    |
|                          | 2. |
|                          | 2. |
|                          | 3. |
|                          | 4. |

|                          |  |
|--------------------------|--|
| <i>Sentence to Write</i> |  |
|                          |  |

|                                       |  |
|---------------------------------------|--|
| <b>IV. ORAL READING/ COMP/GRAMMAR</b> |  |
|---------------------------------------|--|

# Review and Reinforcement

Name: \_\_\_\_\_

Date: \_\_\_\_\_

| Words to Read | Words to Spell  | Sentences to Read |
|---------------|---|-------------------|
|               | <p>1. _____<br/>-----<br/>_____</p> <p>2. _____<br/>-----<br/>_____</p> <p>3. _____<br/>-----<br/>_____</p> <p>4. _____<br/>-----<br/>_____</p> |                   |

Sentence to Write:

\_\_\_\_\_


-----

\_\_\_\_\_

\_\_\_\_\_

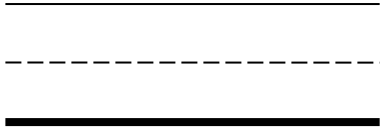
-----

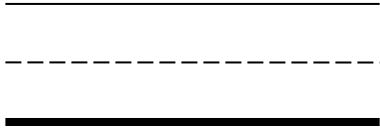
\_\_\_\_\_

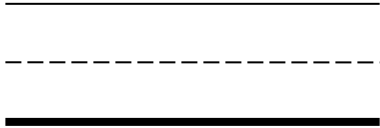


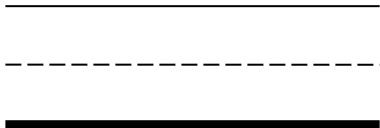
C O P S

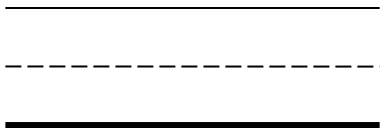
# Auditory Drill

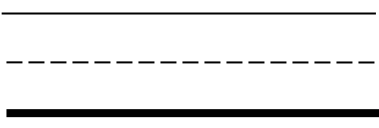
1. 

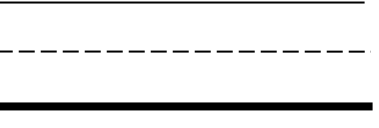
2. 

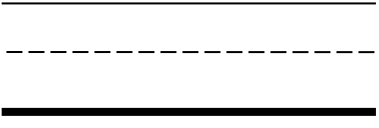
3. 

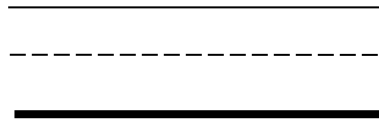
4. 

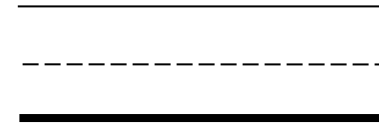
5. 

6. 

7. 

8. 





9. 

10. 

# SIGHT WORDS

Name \_\_\_\_\_

Date \_\_\_\_\_

| S.O.S | Copy   | Cover, Write, Read  |
|-------|--|---|
| say   | <hr/> <hr/> <hr/> <hr/>    | <hr/> <hr/> <hr/> <hr/>    |
| says  | <hr/> <hr/> <hr/> <hr/>  | <hr/> <hr/> <hr/> <hr/>  |

# SIGHT WORDS

Name \_\_\_\_\_

Date \_\_\_\_\_

| S.O.S | Copy  | Cover, Write, Read  |
|-------|---|---|
|       | <hr/> <hr/> <hr style="border-top: 1px dashed black;"/> <hr/> | <hr/> <hr/> <hr style="border-top: 1px dashed black;"/> <hr/> |
|       | <hr/> <hr/> <hr style="border-top: 1px dashed black;"/> <hr/> | <hr/> <hr/> <hr style="border-top: 1px dashed black;"/> <hr/> |