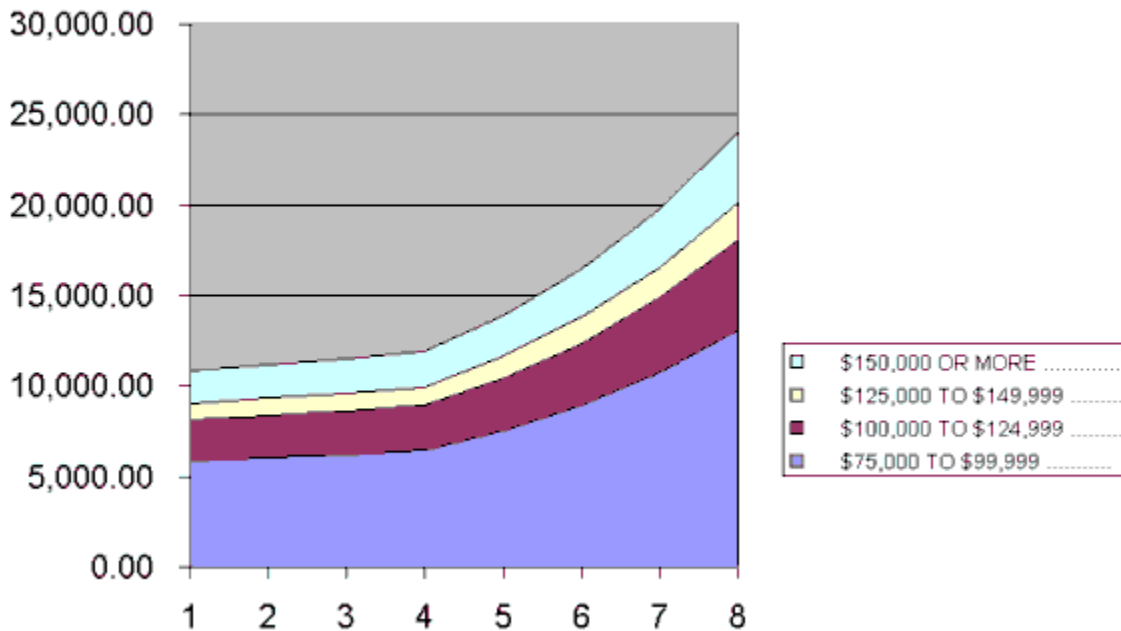


ISACS Demographics Report

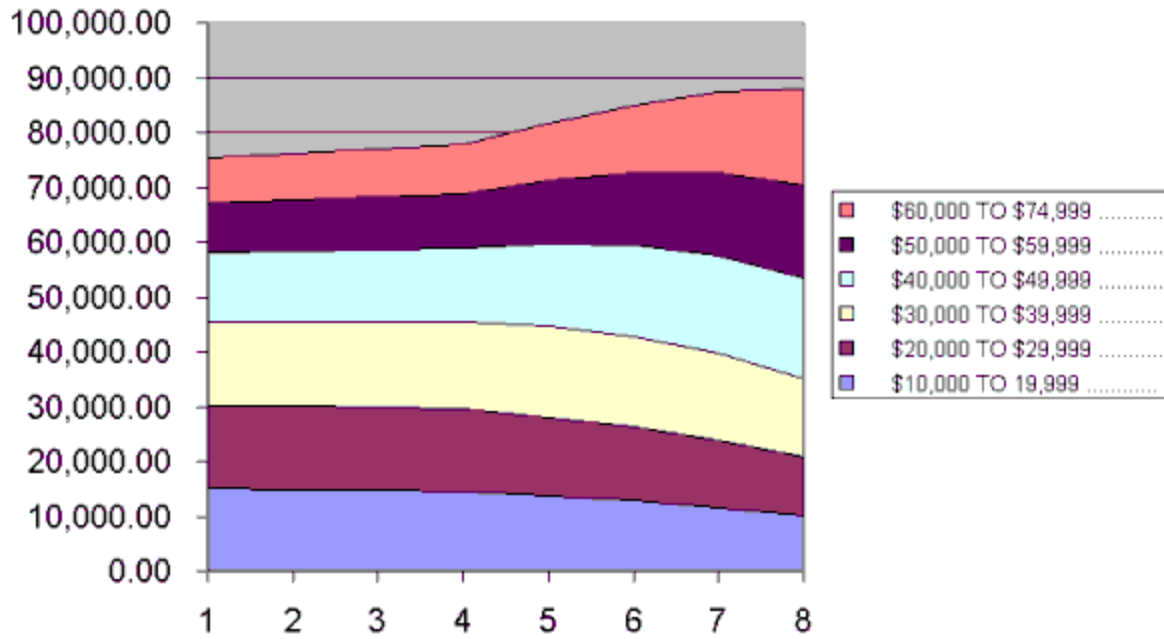
Year #	1	2	3	4	5	6	7	
United States [Nation]	1997	1998	1999	2000	2005	2010	2015	
School Age Population (Thousands)								
5 To 9 Years	19,863.02	20,032.22	20,065.21	19,925.23	19,338.38	19,484.82	20,371.68	2
10 To 14 Years	19,200.47	19,366.26	19,691.64	20,051.05	20,798.90	20,221.16	20,394.70	2
15 To 19 Years	19,007.36	19,420.13	19,654.07	19,812.93	20,985.91	21,761.55	21,173.94	2
Total Population (By Race)								
White Population	221,146.30	222,617.19	224,057.78	225,473.05	232,341.69	239,417.45	246,979.95	2
Black Population	34,099.48	34,569.70	35,037.53	35,503.51	37,817.41	40,212.21	42,699.53	4
Other Population	12,361.53	12,771.42	13,185.92	13,604.46	15,753.93	18,011.05	20,370.24	2
Hispanic Population, Any Race	28,742.19	29,629.50	30,526.43	31,433.45	36,134.80	41,227.74	46,805.85	5
Households at Income Levels								
	99,243.89	100,308.52	101,358.40	102,398.61	107,525.87	112,480.02	117,018.25	1
Less Than \$10,000 (1990 \$)	13,014.45	12,874.82	12,729.86	12,581.16	11,818.98	10,952.78	9,907.91	8
\$10,000 To 19,999	15,016.84	14,869.53	14,714.62	14,553.93	13,721.14	12,751.47	11,565.16	1
\$20,000 To \$29,999	15,244.07	15,175.97	15,091.07	14,990.75	14,345.73	13,424.44	12,211.27	1
\$30,000 To \$39,999	15,334.03	15,548.31	15,743.73	15,918.43	16,521.08	16,552.28	15,844.83	1
\$40,000 To \$49,999	12,542.32	12,870.89	13,203.65	13,539.41	15,215.10	16,773.75	17,911.36	1
\$50,000								

To \$59,999	9,022.30	9,297.04	9,579.32	9,868.62	11,383.77	13,097.65	15,030.26	1
\$60,000 To \$74,999	8,223.72	8,485.85	8,757.63	9,040.15	10,586.48	12,461.46	14,775.41	1
\$75,000 To \$99,999	5,858.17	6,043.99	6,236.84	6,437.90	7,549.38	8,937.32	10,746.15	1
\$100,000 To \$124,999	2,267.78	2,338.70	2,412.17	2,488.77	2,911.61	3,439.97	4,130.15	5
\$125,000 To \$149,999	941.49	970.61	1,000.75	1,032.18	1,205.39	1,421.67	1,704.36	2
\$150,000 Or More	1,778.59	1,832.70	1,888.72	1,947.15	2,267.26	2,667.40	3,191.44	3

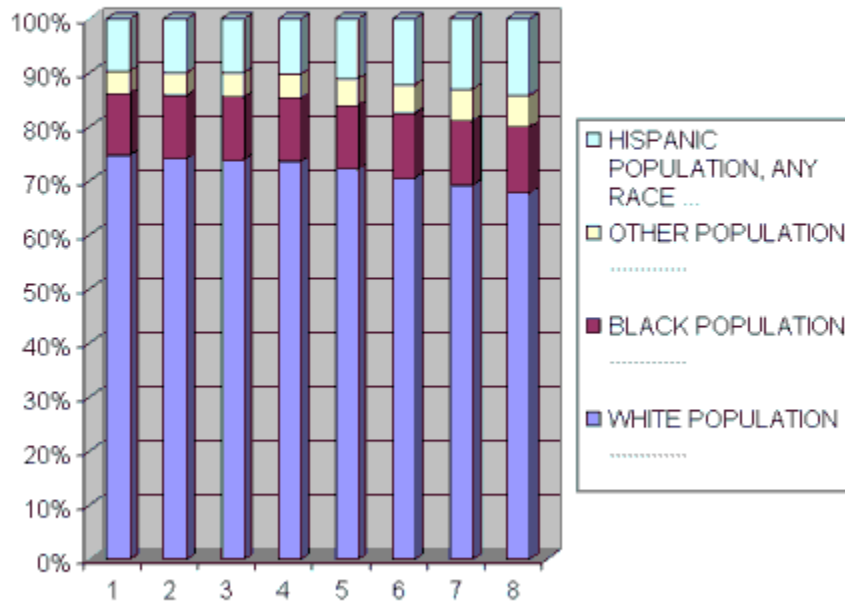
Income Demographics (thousands of families)



Income Demographics (thousands of families)



Racial Demographics: % of Total Population



**School Age Demographics: # in each Age Group
(Thousands)**

